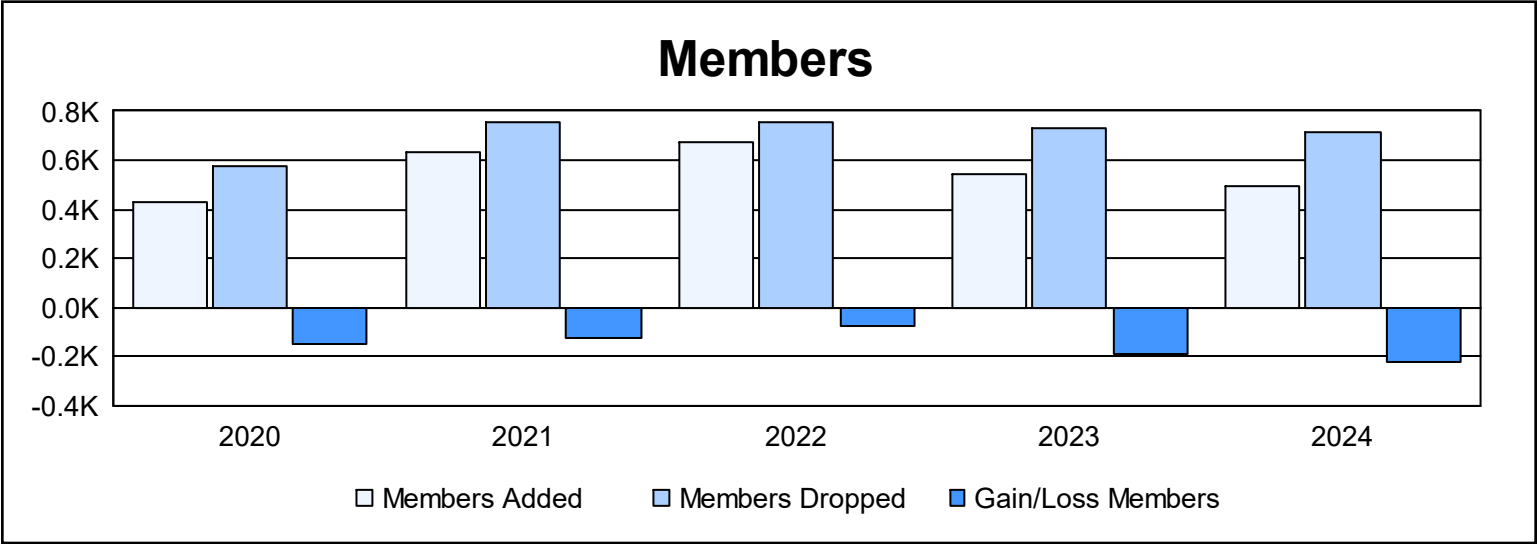
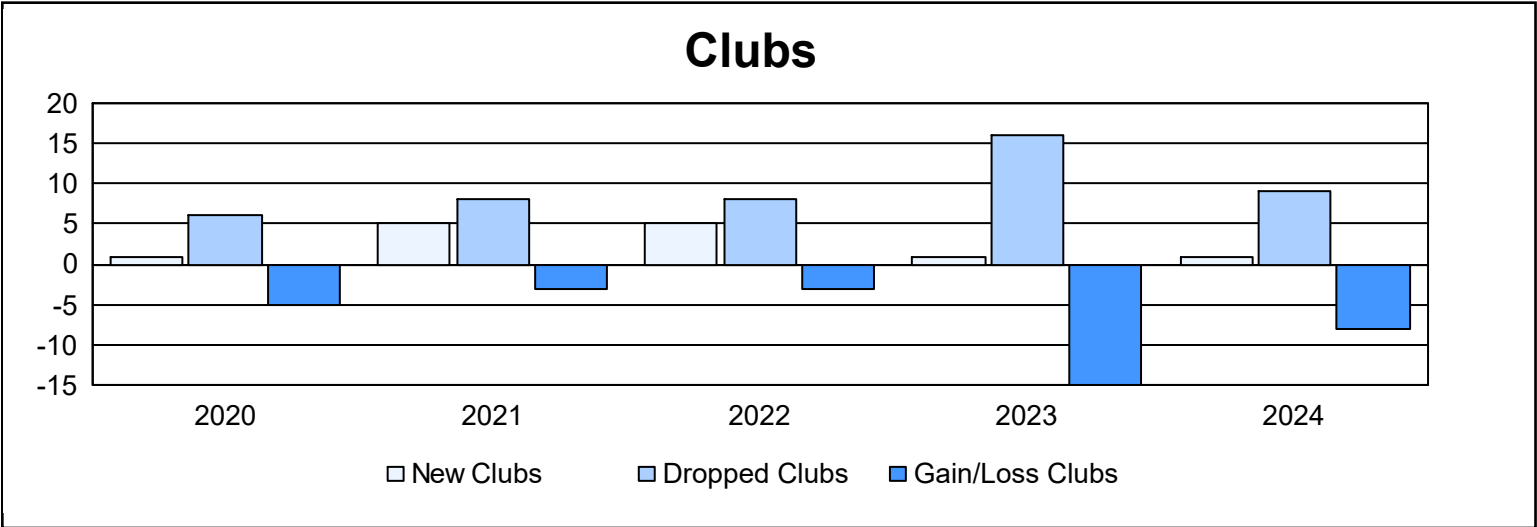
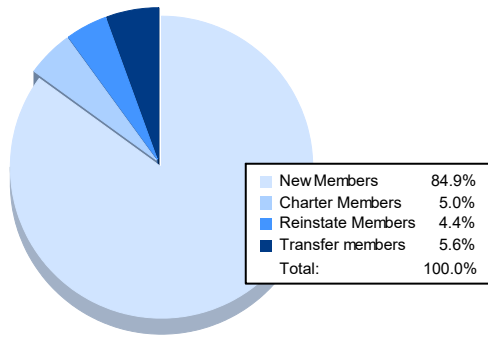


Year	New Clubs	Dropped Clubs	Gain/ Loss Clubs	New Members	Charter Members	Reinstate Members	Transfer Members	Total Member Added	Total Members Dropped	Gain/ Loss Members
2019-2020	1	6	-5	355	25	20	26	426	573	-147
2020-2021	5	8	-3	440	134	44	12	630	754	-124
2021-2022	5	8	-3	492	120	46	18	676	753	-77
2022-2023	1	16	-15	451	25	37	28	541	728	-187
2023-2024	1	9	-8	423	25	22	28	498	717	-219
Average	3	9	-7	432	66	34	22	554	705	-151



### Membership Composition June 2024 Cumulative



### Gender Composition June 2024 Cumulative

